

The FLYRODDER

PUBLISHED BY
LONG ISLAND
FLYRODDERS



The Flyrodder
is a monthly publication of
The Long Island Flyrodders, Inc.
Editor, In Memoriam, Gian Padovani

This Month's Meeting *June 6, 2006*

Morty Schneiderman, Editor

90-60 Union Turnpike
Glendale, NY 11385
LIFRnews@aol.com

Jeff Farrell

Circulation Manager

The Long Island Flyrodders
meet at 8:00 PM on the
first Tuesday of each Month
at the: **Levittown VFW Hall**
55 Hickory Lane
(North of Hempstead Turnpike
& West of Jerusalem Avenue)

2006 OFFICERS

Paul McCain

President
2839 Cherry Court
Oceanside, NY 11572
516-536-1418

Allan Manz *Vice President*

Lee Weil
Secretary

Al Battistelli
Treasurer

Robert I. Skoy, Esq.
Counsel

Gil Padovani
Webmaster



God Bless America

Herb Schneiderman, instructing a class of LIFR members in the art of tying dry flies. Two flies were tied - a blue dun and a deer hair caddis



*With Herb at the head of the table:
Tom Inglese Bob Studen
John Masie Bob Rosano*

Skills Night

Cook-out Before Meeting

Starting at 6:00 pm

There is no greater feeling than catching a fish on a fly that you've tied, especially if it's a pattern that you designed yourself. So it was with my son, Owen.

My wife and I decided to take advantage of the club's Monday fishing day at the Connetquot Park and take the kids fishing. We were putting them in the car, when Owen ran back to the house to get the flies he tied. Remember, Owen is only 6, and when he ties a fly he doesn't use part of a feather, he uses the whole feather. He also uses the brightest colors and keeps tying them on until it has the look and size of a small bird. As I was rigging our rods, I tried to talk him into using one of my flies, but he insisted on using his. As he was casting, I was praying there would be one stupid and very hungry fish out there for him. That fly hit the water like an Osprey, and with a flash, a big Brookie engulfed it. The next few minutes were filled with laughing, shouting and smiles as the trout was brought to the net. There now is a shadow box in our house that holds a picture of Owen with a big smile, holding that fish. Underneath is mounted that special fly. Now both of my children want to tie flies and I let them use all of my materials because it is money well spent.

The June meeting will start our summer cook-outs. At the June, July and August meetings, we will have hamburgers and hot dogs before the main meeting.



Mike Gelber and I will start cooking at 6:00 and will end at 7:30. This is free to all members, so come early.

The June meeting is also our skills night. It will be a good time to sharpen knot tying, fly tying, casting, releasing our catch and skills. You don't have to be a beginner to get something out of this meeting because we can all learn something.

A great way to help the club and yourself is to get the newsletter by e-mail. You will get it sooner and in color. Plus, you will save the club the postage. See **Morty** for more info and to sign up.


If you fish Connetquot on the club days, you will need a name badge. If you need one see **Nick Friedman** at the meeting and he will make you one free of charge.

I started an e-mail data base for our club. If you want to join or want to share some info with the members, email me at prespaul@optonline.net.

Calling all fishermen and photographers - we have started our yearly photo contest and I know there are some very good photographers out there. See Page 7, **Jim Foley** or our web site for details and rules.

Tie some flies, take a child fishing, get out and enjoy this great weather and remember, *it's not only about catching*. See you at the next meeting.

Tight lines, Paul



Certified Pro Shop for Fin-or, Hardy, Sage, Teton, Reddington, St. Croix, Scientific Angler, Mastery and Cortland.

Flies, Fly Tying Tools & Materials, Custom tied Flies

We stock Bait, Tackle, New and Used Guns


Guide Service and Equipment Rental Available



845-439-4476
De Bruce Rd.,
Livingston Manor



Rockland House



MOTEL • EFFICIENCIES

FINE DINING • COCKTAILS

ANGLERS WELCOME

FEATURING FULL MENU

Steaks - Seafood - Veal - Chicken - Local Brook Trout
Moderately Priced

Hours: Dinner - 5-9 pm Weekdays
5-10 pm Weekends for your convenience

EXIT 94 OFF RT. 17 - ONE MILE NORTH ON ROCKLAND RD.

ROSCOE, NY (607) 498-4240
e mail: rockland'oe@citlink.net

We recently made two trips to Pennsylvania to fish two of our favorite streams and three new places. Our first destination was the Yellow Breeches area; old, familiar, “home” waters that we always slide into like an old pair of comfortable shoes. We fished the Breeches and Clarks Creek and were treated to some good emerger fishing, once we gave in and surrendered to the #24 Olives.

On our last evening, we had dinner at the Allenberry resort, enjoying the company of good friends and some great Dylan songs played by an excellent musician. After dinner, we took a tour of the flyfishing museum upstairs, and as we studied the bamboo rods in the glass cases, we felt as if we had taken a step back in time to the days when the famous rodmakers had crafted the canes.

The second leg of our journey took us back north to new waters in the area of Central PA, to several streams that we always planned on fishing. Our friend, Andrew, had done the scouting for us and even provided us with the name of a bed & breakfast located right on Penns Creek. Well within a 5 hour drive from Long Island (including breakfast at Cracker Barrel), The Feathered Hook is a cozy establishment, perfectly suited for the angler, with a mud room for waders and a fly shop conveniently attached next door. The owner, Jonas Price, welcomed us and provided us with more information than I could absorb, so he handed us slips of paper with directions to the three streams we had planned on fishing; all within a half hour’s drive time.

Armed with Charlie Meck’s book, our written directions and some of the local patterns recommended by Jonas, we eagerly drove to our first spot – well within walking distance of the B & B. My first Penn’s Creek brown took a Ginger Quill and I was impressed by the performance. The fish fought like a rainbow twice its size, and I began to appreciate what I had heard another angler say about the wild fish from this stream.

We fished till dark and were treated to hatches of Quills, size # 10 March Browns and even Sulphurs. The challenging braids of the diverse stretches gave us a lot of practice mending, and a great sense of satisfaction when we hooked up. After 7 hours of just a sample of this versatile river, I was convinced that it had something to please any angler; flats, deep pools, riffles and pockets. If you didn’t like the water in front of you, all you had to do was drive a little further up the road for a change of venue.

The next morning, we woke to find the kitchen was well stocked and after taking a look at the thermometer in the window and noting the threatening clouds, I decided to make a pot of coffee and read the Gray’s Sporting Journals that were conveniently left on the table. Soon, one of our roommates appeared out of the fog; his posture and gait suggested frozen feet and when I introduced myself and shook his hand it felt like ice. But he reported having two fish on nymphs, so we were encouraged.

Jonas and his wife Raven appeared soon after to cook our breakfast; a veritable feast of blueberry pancakes, bacon and sausage. After eating more than I thought possible, I was ready for any kind of weather, but fortunately the skies had cleared and the temperature was already on the rise. We sat at the table, planning our strategies with the other guests, and I was aware of the sense of a common bond so seldom found among anglers of other disciplines. Charles, a guest who was well at home on these waters, gave us plenty of suggestions as well as advice on how to fish each area.

Our second day was spent more on scouting than fishing, but we found some gorgeous small water and wild fish. We opted to finish up the night on a pool that I had a good feeling about, and we were not disappointed. With Jeff at the tail and myself at the head we had fish rising steadily for almost an hour, and we fished till it was all I could do to spot the huge White Wulff I had tied on. The browns were happy to oblige, and they took consistently (as I missed most of them), and when it was over it was almost 9:00 pm. Time to head out in search of the only game in town – a pizza place, that thankfully was still open for business at that hour. I would’ve been just as happy with the crackers and cheese leftover from lunch, and we still had a bottle of wine left.

The next morning, we traveled further downstream to yet another stretch of Penns, and were rewarded again with good fish nymphed from riffles less than a foot deep. All too soon it was time to shuck our waders and start back home. Before we left, we spent a few moments sitting in the parking lot, watching the brilliant colored orioles and redstarts flitting through the trees over the river and just enjoying the beauty of the place. Another memory to be added to our collection, and another one of nature’s blessed gifts to be cherished, and hopefully enjoyed again one day. May we never take them for granted.



Save Yourself Some Money.... by Gil Padovani

Whenever I browse through the pages of fly fishing catalogs, I cannot help thinking how gullible fly fishers are. Let's face it: We can't wait for the Somerset Fly Fishing Show to open its doors so we can spend money on something that we really need like a hole in the head.

Since most of us already have everything we need, manufacturers must constantly come up with new or updated products. Some of these may have merit but many others do absolutely nothing for us, except for relieving our wallets of hard earned cash.

Just look at any catalog and see how many varieties of the same type of fly fishing lines a single manufacturer produces. When at one time, it may have manufactured only one floating line type, it soon expanded its line (pardon the pun) to the next generation, meaning a line that supposedly performed better and that carried a higher price tag. Now, repeat the process several more times with floating, sinking and sinking-tip lines and I'm sure you get my drift (again, pardon the pun).

The fact of the matter is that (except for the price), I can't tell the difference between a second generation line and a fourth generation one. I cast equally bad with either, so, I might as well save myself some money.

Of course, the line evolution does not end with allegedly improving the same type of line. Heck no! Let's create specialty lines, so we now have trout lines, nymph lines, tarpon lines, saltwater line, steelhead and salmon lines, striped bass lines, bonefish lines, freshwater bass lines, etc. Do you honestly believe a \$53 freshwater bass floating 7 weight line catches more largemouths than a \$40 all purpose 7 weight second generation floating line? Not a chance.

The biggest ripoff, insofar as I am concerned, concerns leaders and tippet material. Without a doubt, we have seen improvements in this area, especially with the advent of fluorocarbon material but have you checked the prices lately? I just went through several catalogs and can tell you that the price of a nine-foot fluorocarbon leader varies from \$6.50 to \$7.99. Thirty yard tippet spools go from \$10 to \$14. While this in my opinion borders on price gouging, what irks me even more is that now we also have "specialty" leaders and tippet material specifically designed for different species of fish.

It's true, when trout fishing with dries it is important that we use a tapered leader that properly turns over the fly but let's not carry this concept to other type of fish in different situations. For several years now, I've been fishing for bonefish in the Bahamas and Atlantic salmon on Canada's Miramichi. I also spend some time fishing for stripers at the Jersey Shore and for smallmouth bass in a Maine pond. For the most part, these fishes have never seen a fisherman, let alone a leader. They are not leader-shy and when you strip a streamer or cast it three quarters downstream, especially in fast moving water, the tapering of the leader or a not-so-well presented cast means nothing to the fish.

When I fish for Atlantic salmon, steelhead, bonefish, stripers or smallmouth bass, I use a straight piece of 10 lb or 12 lb fluorocarbon line for a leader. I buy a 400 yard spool of fluorocarbon line for \$15 which is the equivalent of 133 nine foot leaders, each costing 11 cents. At an average cost of \$7.00 for each manufactured fluorocarbon leader, that's a saving of over \$900.

Happy Fishing and save yourself some money.
\$\$

Deer Lee Beloved Custom Flies



Lee Weil
57 Cobalt Lane
Westbury, NY 11590

*Custom tied flies of
all kinds in your
choice of colors from
traditional to exotic.
Tying instructions
available.*

Phone: 516-997-6743
Email: riderntyler@aol.com
Web: <http://deerlee.lifr.org>

*Next month
At the July 5th Meeting
(Reminder - it's Wednesday)
Free Cook-out
Starting at 6:00 pm
And Free LIFR 25th
Anniversary Patch*

Bonefishing in South Andros *By Peter Van Buskirk*

On March 18th Gil Padovani and I left for the Bahamas for a week of Bonefishing. South Andros was our destination. Gil has been to South Andros on Bonefishing trips many times and has stayed at several of the fishing lodges on the island. So, after hearing all the stories of past trips, I was very interested to see for myself what all the hype was about fishing for Bonefish. I had many questions for Gil, ranging from how much the trip would cost to what we would be eating. Some of his answers I liked, while some did not sit right with me. The cost of the trip was reasonable, if you considered having a guide everyday, motorized boat, all food and lodging for a full six days of fishing and an additional flight from Nassau to South Andros. On the other hand, learning what we would be eating the whole time down there bothered me. Fish for dinner, every dinner and 3rd world style cold cuts for lunch, did not sound good. My solution for lunch, at least, started with picking up two real nice heroes from the Italian deli for the flight. Kind of like a last meal for the condemned.


After I finished packing, I had a ton of space left in my suitcase and no carry on as of yet. So, needless to say my trip to the deli ended up with \$100.00 worth of fine Italian cold cuts, 4 loafs of brick oven Italian bread, roasted peppers and of course fresh home made Buffalo milk mozzarella. A plastic bottle of Italian dressing was thrown in for good luck. Gil, at the time and probably still, thinks I'm a nut for doing this but deep down it was a home run with him. While eating our gourmet sandwiches on the flats, we would look at each other and laugh at what the others were choking down for lunch.

As far as gear that I would need for Bonefish, I already had most of it. Quick drying pants, long sleeve fishing shirts, a good pair of flats shoes. 7-9 weight rods, some Bonefish flies, polarized glasses, hat and plenty of sun block. The leaders were spools of fluorocarbon from 8-20 pound test floating fly line and plenty of new backing on the reels because it would be getting tested.

We were to arrive in South Andros on a Saturday afternoon but due to a radar malfunction in Nassau, we were unable to land and circled the Island for over an hour, causing us to miss our connecting flight. This being the middle of spring break, it was a real problem finding a room for the night but our cab driver, after trying hotel after hotel, found us the only room left on the island. Checking into the Nassau Palms resort after a very stressful 6 hours and making sure my mozzarella was still OK, we decided to hit the poolside bar for some cocktails and regroup ourselves to figure out our next move. Seeing these college kids partying made me feel

very old, especially standing next to the worlds oldest college senior. We were totally out of place poolside but enjoyed the show very much to say the least. The next morning, we finally got our flight and made it to South Andros. We both went through a lot of aggravation and frustration, all for a 17-minute flight.

We finally made it to the lodge and after our hellos explaining what the delay was and getting the food in the fridge, we were on the water fishing in about an hour or so. As we got settled on our flats boat, our guide navigated down the creek at full speed. Seeing all the different types of fish and the thousand different shades



of blue and green water it felt as though this was my first time fishing. I was mesmerized by the beauty of not only the water but also having literally hundreds of square miles of it to us. At times looking out at the open ocean

you could see the curve of the earth. We hit our first spot in 10 minutes or so and the guide got up on his tower and started poling. Gil had me get up on the bow to start us off fishing. Five minutes or so poling the flats, the guide spots Bonefish, "10 O'clock, 40 feet" he says. Since I can't spot the fish, I cast to where I think he wants me to. I was close but the fish did not see the fly. Then he says "1 o'clock, 20 feet", now I see the fish and cast out and just about hit the fish on the head. The Bonefish gets spooked but only takes off about another 15 feet before stopping. By now, Gil and the guide are telling me that fish is history and will not take my fly. I could still see the fish and cast out again. The second cast was short and the fly landed 3 feet or so behind the fish. As I start stripping in my fly, the fish turns around and takes it. After a nice fight and releasing my fish, I was convinced that this trip was going to be a cakewalk. Gil was amazed and very happy that the fish took a fly after 3 attempts and that I caught my first Bonefish. Gil, as well as the guide, said catching that fish was a 1 in a 1000 chance and not to think the rest of our fishing was going to be that easy. They were 100% right.

Bonefish are very spooky and it doesn't take much for them to take off. Presentation, along with much discipline by the angler, is the only way you get a chance at these fish. If you take your time and cut back on your false casting a Bonefish will take your fly 95% of the time. These fish seemed to be always hungry. By the end of the week the cold cuts had lasted, we never got skunked and I had an experience that will last me forever. I guarantee that this trip, Bonefishing the flats in South Andros, will not be the last for me and I highly recommend that once in your life you head down there and do it yourself.

Flyrodding for Bluegills

By Dave Lengyel




In my opinion, bluegills are one of the most challenging and fun fish to go for, especially when you catch them on a fly rod.

They can be found in almost any lake, stream or pond on Long Island, and pound for pound, bluegill are probably one of the best fighting fish ever.

I tie my own flies, so naturally, I have a big selection when it comes to bluegill. The only two flies I ever really use, however, is an ultra small popper or a gray hackle wet fly. The small popper is dynamite in the summer when bluegill feed off the top.

When it is windy and the fish go a little deeper, a gray hackle sinks just enough to get them. You should also carry "special occasion" flies, such as an adams, black gnat, weighted nymph or a grass shrimp, so you can be prepared for anything.



I use a 5 weight rod with matching reel, weight forward floating line, 20 lb braided Dacron backing and usually a tapered leader that starts at 10 lb. test line and ends in 2 lb. test line. If you want more of a challenge, consider using a lighter weight fly rod, such as a 1,2 or 3 weight. With these weight rods, do not overplay the fish if you are planning to release it.

There are several good places to fish for bluegill on Long Island. One of my favorites is the Peconic River. This place is ideal because it is not over-fished, most of it is shallow and weedy, and there are a good amount of predators to help control the bluegill population.

Other good places to try are Blydenburg Lake, Lower Lake and Upper Twin Pond.

So...if you get a chance this summer to go flyfishing for bluegill,



David Lengyel is a member of the Long Island Bassmasters and is a supporter of catch and release fishing. Rewritten with permission from the NYSDEC, from the *Sweet Water Angler*, **Greg Kozlowski**, editor



We ran this trip two years in a row and it was a great success. We caught a variety of fish - largemouth and smallmouth bass, really big bluegills, pickerel, crappie up to two pounds and, of course, trout. Bill Farrington scored on some nice crappie with one of his flies and he promised to give one of his Crappie Killer flies to everyone who takes the trip.

ELDRED PRESERVE FISHING TRIP SEPTEMBER 19 - 20, 2006



Catch and Keep. It is stocked with trout. You have free access to the Catch and Keep pond but must pay \$6.25 per pound for whatever you catch. They will clean the fish for you and pack it in ice. The cost for the cleaning is fifty cents per fish.

This is a great trip to bring family and friends and a great opportunity to introduce children to fishing. The dates are September 19 and 20. The Preserve is located approximately two to two-and-a-half hours from New York City. The cost for the trip is as follows: The room is \$75.00 plus tax, double occupancy. This means you would split the cost of the room with someone. Dinner is a la carte - you pay for what you select. The restaurant is excellent. They will provide coffee in the rooms. We will provide some Dunkin Donuts in the morning or you can make arrangements to provide your own breakfast.


The other pond is Catch and Release. It is stocked with trout and catfish. It is for fly fishing only, barbless hooks only. The cost for this pond is \$10.00 per person and you can fish all day. You can also go fishing nearby at Mongaup Pond, Rondout Reservoir or the Delaware River. They also have Sporting Clays available. We shot the Sporting Clays each time we went and had a lot of fun doing it. The cost for a round is \$8.00 for twenty-five clays. You can rent a shotgun there for \$5.00 and purchase ammunition for \$8.00 for a box of twenty-five rounds. They provide ear protectors while you are shooting.

We are going to have a Bass Tournament on September 20. The cost of the boat is \$80.00 plus tax, again, double occupancy, so you split this cost, also. There are two people per boat.

They have a computerized gambling casino only minutes away if you want to try your luck.

You can sign up at any meeting with **Bill Farrington** or me, **Joe Caroleo**, or you can call me at (718) 845-4225 between the hours of 9:00 a.m. to 9:00 p.m.

They also have two large trout ponds. One is



Streamside Panfish

Ingredients:

- 4 - 6 panfish
(bluegill, crappie, rock bass, etc.)
- 4 - 6 strips of bacon
- 1 lemon
- ½ of an onion, chopped fine
- ½ tomato, chopped
- Lemon pepper
- Foil

Lay out enough foil to seal in the panfish. Place panfish on foil and sprinkle heavily with lemon pepper. Lay strips of bacon along the side of each fish and squeeze lemon juice on top. Add chopped onion and tomato and fold over foil, rolling up all edges to make air tight. Take sealed package and place directly over live coals. Approximate cooking time should be 10 to 12 minutes, or until meat flakes easily

ORVIS®

A Sporting Tradition

Since 1856

- Complete Fly-Fishing & Wingshooting Outfitters
- Classic Country Fashions For Men & Women
- Rugged Outdoor Wear
- Distinctive Gifts for the Country Home

Call for information on our schools and free seminars

50 Glen Cove Road, Greenvale, NY 11548 (516) 484-1860
Open daily 10 - 7, Thursday 10 - 8, Saturday 10 - 6, Sunday 11 - 5

LIFR PHOTO CONTEST RULES

- 1a. Contestants must be LIFR members.
- 1b. Subject must be related to Fly Fishing.
- 1c. Prints, (no transparencies), size 4" X 6" in color or black & white.
- 1d. Digital photos, minimum size 800 X 600 megapixels.
2. Put your name and phone number on back of the prints in small letters
3. All photos submitted may be used by LIFR. (e.g., Fly-rodder and lifr.org)
4. There will be play-off contests at each Club meeting May through October
5. Three winners will be picked by members present at each of those meetings
6. All winning photos will be entered in the Dinner Dance GRAND CONTEST
7. Members present at the Dinner Dance will select the three Grand Prize winners
8. In case of a tie or dispute, the decision of the Chair will be final
- 9a. Submit photos at the meeting or send them to:
Jim Foley, Chair
98 Fonda Road
Rockville Centre, NY 11570
- 9b. Email digital photos as attachments only. (not embedded in the body of the emails) along with your name and a short description of your submission.



Making bamboo rods... affordable

J. Mooney

P.O. Box 7004
Wantagh, NY 11793
516-221-5599 ph/fax
JMooney@JTRods.com

ORVIS, Thomas & Thomas, Scott, Ex-Officio, Chota, Tarponwear

ANGLERS' DEN

11 East Main Street
Pawling, NY 12564

Located in the historic Village of Pawling

www.Anglers-Den.com
Info@Anglers-Den.com

845-855-5182



Berkley has a program for recycling **used fishing line**. If you call them and you are a **business**, they will send you a shipping box (prepaid) to send in the line. Their only stipulation is that the line be clean and free of all debris, hooks, and metal attachments.

1-800-BERKLEY or (712) 336-1520.

If you are not a business and you have a bag of line, send it to the following address. Remember that birds and marine animals become entangled in fishing line. Do what you can. Make sure the line is clean of debris, hooks, and metal attachments. Berkley **recycles** the line into artificial fishing structures.

Berkley Recycle Program
1900 18th Street
Spirit Lake, Iowa 51360

THE "CAMP-SITE" SPORT SHOP

L.I.'S LARGEST FLY FISHING SHOP



ALL MAJOR BRANDS

SAGE · LOOMIS · LAMSON · ABEL · BAUER
BILLY PATE · METZ · FILSON · SIMMS
SCIENTIFIC ANGLERS · ORVIS · ST.CROIX
LOOP · ROGUE · COLUMBIA · CORTLAND

ROUTE 110 (CORNER W. 16th ST.)
HUNTINGTON STATION, NY
(631) 271-4969

24 HOUR FAX (631) 271-9621

CONTACT US AT: CAMPSITELI@AOL.COM

OPEN 7 DAYS

PARKWOOD OUTFITTERS FLY FISHING STORE


4105 SUNRISE HWY BOHEMIA NY 11716
NEXT TO THE CONNETQUOT RIVER

FLIES AND SUPPLIES
RODS & REELS
FLY FISHING LESSONS
FLY TYING LESSONS

LONG ISLANDS LARGEST
FLY FISHING STORE

OPEN 7 DAYS
10:00 AM TO 6:00PM
1-631-563-1323

PARKWOODFLY@AOL.COM



The Long Island Chapter of Trout Unlimited meets on the 3rd Tuesday of each month at:
Hicksville VFW Hall
320 S. Broadway
Hicksville at 7:30 p.m.
Visitors are always welcome.

See www.longislandtu.org for more info.

To conserve, protect and restore North America's cold water fisheries and their watersheds.

For fly tying classes, contact:
Mike Gelber: (516) 221-9508

For casting classes, contact:
Herman Abrams: (516) 593-6024

Housatonic River Outfitters, Inc.



Torrey Collins
Store Manager

24 Kent Road • Cornwall Bridge, Connecticut 06754
Telephone: (860) 672-1010

IT'S STILL NOT TOO LATE!!

Dues are Past Due

In order to participate in club activities, fishing trips, and enjoy the many benefits we could not possibly have on our own, you must be a paid-up member.

Please renew at the meeting, or mail us a check, using the form on page 9, to continue your membership in the best fly-fishing club there is.

The undersigned hereby applies for membership or renewal, in the **LONG ISLAND FLYRODDERS, INC.** ("LIFR"). I understand the inherent risk in participating in the activities of **LIFR**, including fishing trips, of one day or longer, which **LIFR** may make available to members. I understand that **LIFR** activities may take me into remote areas, and that I may not be able to be promptly evacuated or receive proper medical care in the event of injury or disease. I further understand that I am solely responsible for all costs of medical treatment and transportation.

Intending to be legally bound, for myself, my heirs, executors, and administrators, except to the extent that indemnity insurance is available, I waive, release, indemnify, and hold harmless, **LIFR**, its Officers, Board of Directors, and members, against any and all claims for personal injury, disease, death, and property damage or loss, that I may incur, arising out of or connected in any way with any and all **LIFR** activities. I assume the risk of undertaking all **LIFR** activities, including related travel.

Member Signature: _____ Date: _____

Print name: _____

Address: _____

Home phone: () _____

Office phone: () _____

E-mail address: (optional) _____

Consent given to post e-mail address on LIFR Web Site: Yes () No ()

In case of emergency, when reasonably feasible, contact:

Name: _____

Relationship: _____

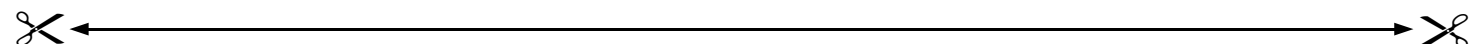
Home Phone: () _____

Office Phone: () _____

Family Application must be signed by each Family Member or Guardian, as applicable.

Dues: Individual \$40.00 _____ Family (including children under 16 yrs) \$45.00 _____ Junior (under 18 yrs) \$15.00 _____

Mail this form to: **LONG ISLAND FLYRODDERS, INC**
P.O. 8091
Hicksville, NY 11802



CONNETQUOT RIVER TRIPS - 2006

In response to the demand for the limited spaces available for our Monday Connetquot River State Park trips, the following guidelines are in effect:

Members attending the meetings have **first priority**, followed by those members, chronologically received, who call in the day after the meeting for the remaining spaces available. Reservations are available for 32 anglers for each session; 64 for both sessions. The cost of each session is **\$20.00**. No checks will be accepted;

EXACT CHANGE, CASH ONLY, NO SINGLES,

to be paid at the general meeting or at the park for call-in reservations. Anglers fishing the morning sessions must be at the park by **7:30 a.m.** Cancellations must be made by 7:00 p.m. the Saturday before the session.

No advance reservations will be accepted.

Hours: 8:00 AM to 12:00 PM & 1:00 PM to 5:00 PM

For Details call Lee Weil - (516) 997-6743.

CONNETQUOT DATES - 2006

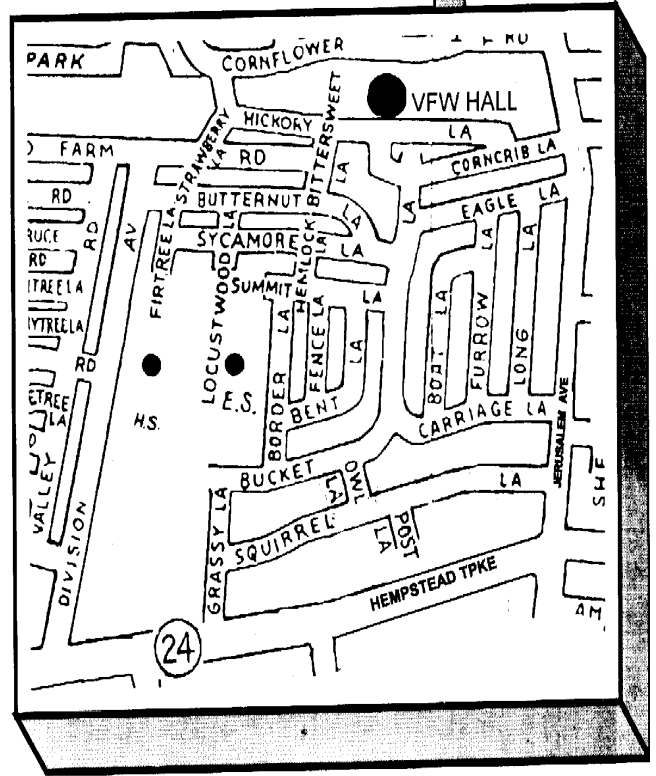
June 19	July 17	
August 14	September 18	October 16

You must have a creel in your possession to fish in the park and on the stream

Only members with 4 weight rods or larger will be allowed to fish on the Monday Sessions

LONG ISLAND FLYRODDERS COMING EVENTS
June- 2006

- June 6 **General Meeting - 8:00 P.M.**
Skills Night & Cook-out starting at 6:00 pm
Casting with Herman Abrams on the lawn
LIFR Photo Contest - see Page 7 for rules
- June 15 **Peconic River, Riverhead, NY Bass & Pickerel)**
Contact: Lee Weil (516) 997-6743
- June 19 **Monday Fishing at Connetquot State Park**
Contact: Lee Weil (516) 997-6743
See Page 9 for details & info
- June 23-26 **Farmington River, CT (Camping)**
Contact: Tony Agnese (516) 822-3353
See website for directions
- June 27 **Board Meeting**
7:30 P.M. at the Levittown VFW Hall



FLYRODDER
P.O. Box 8091
Hicksville, NY 11802

FIRST CLASS MAIL